

NOORA

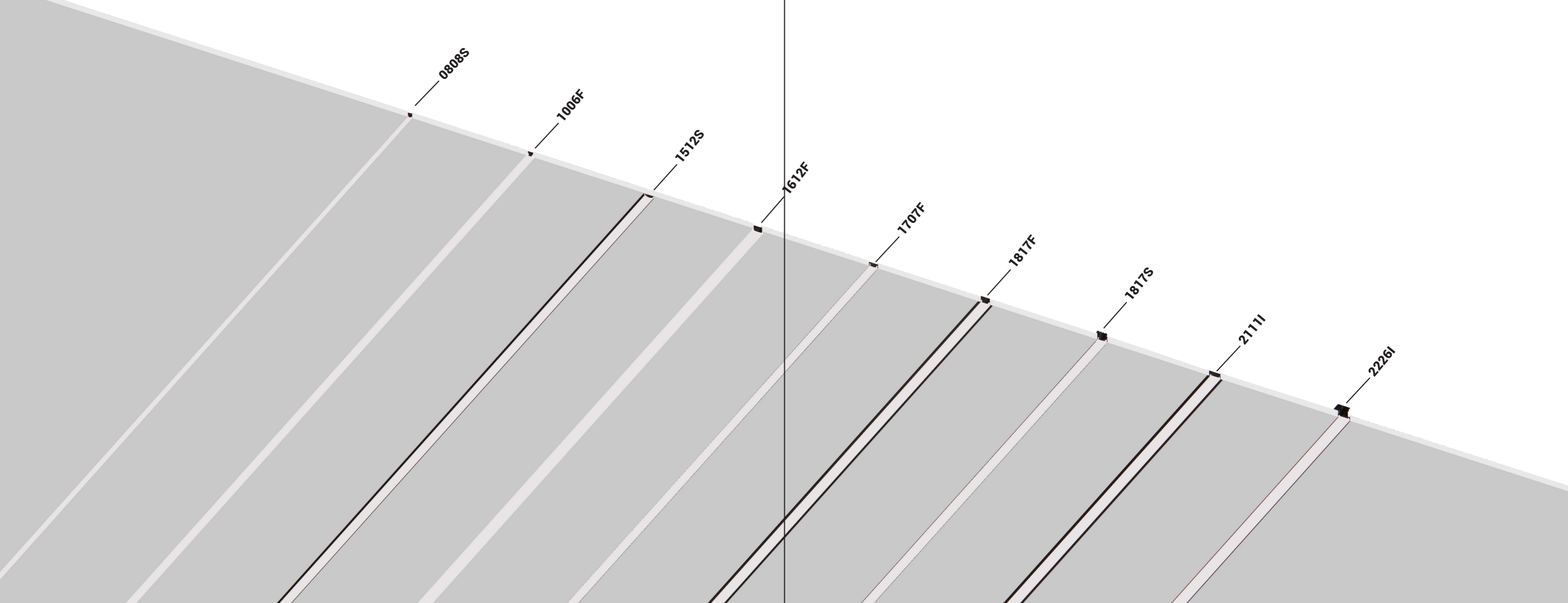
Lighting Engineering



MADE WITH LIGHT

 **MILI**
Thin Line

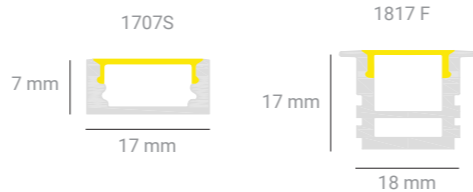
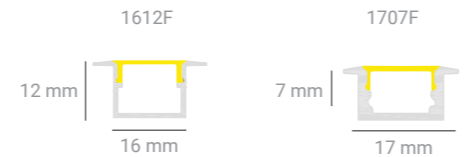
NOORA








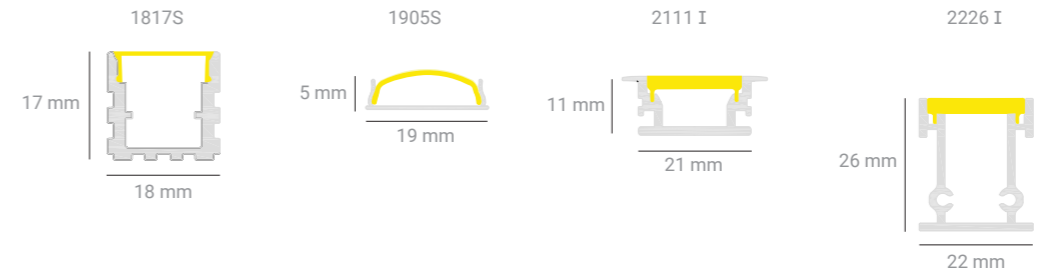
Order NO.	Watt	IP	Angle (°)	CRI	Lumen	Dimension (mm) (H-W-L)
NLSM0808	10~22	22~68	110	≤80	1000~2800	08 x 08 x XX
NLRM1006	10~22	22~68	110	≤80	1000~2800	06 x 10 x XX
NLSM1512	10~22	22~68	110	≤80	1000~2800	12 x 15 x XX
NLSM1607	10~22	22~68	110	≤80	1000~2800	07 x 16 x XX



Order NO.	Watt	IP	Angle (°)	CRI	Lumen	Dimension (mm) (H-W-L)
NLRM1612	10~22	22~68	110	≤80	1000~2800	12 x 16 x XX
NLRM1707	10~22	22~68	110	≤80	1000~2800	07 x 17 x XX
NLSM1707	10~22	22~68	110	≤80	1000~2800	07 x 17 x XX
NLRM1817	10~22	22~68	110	≤80	1000~2800	17 x 18 x XX



Order NO.	Watt	IP	Angle (°)	CRI	Lumen	Dimension (mm) (H-W-L)
NLSM1817	10~22	22~68	110	≤80	1000~2800	17 x 18 x XX
NLSM1905	10~22	22~68	110	≤80	1000~2800	05 x 19 x XX
NLRM2111	10~22	22~68	110	≤80	1000~2800	11 x 21 x XX
NLRM2226	10~22	22~68	110	≤80	1000~2800	26 x 22 x XX





NOORA LIGHTING