

# NOORA

Lighting Engineering

**MADE WITH LIGHT**

# CONTINUUM

Absolutly Universal



Connectors for L12 profile



Straight  
joins wall to wall  
ceiling to ceiling



90° flat  
joins wall to wall  
ceiling to ceiling



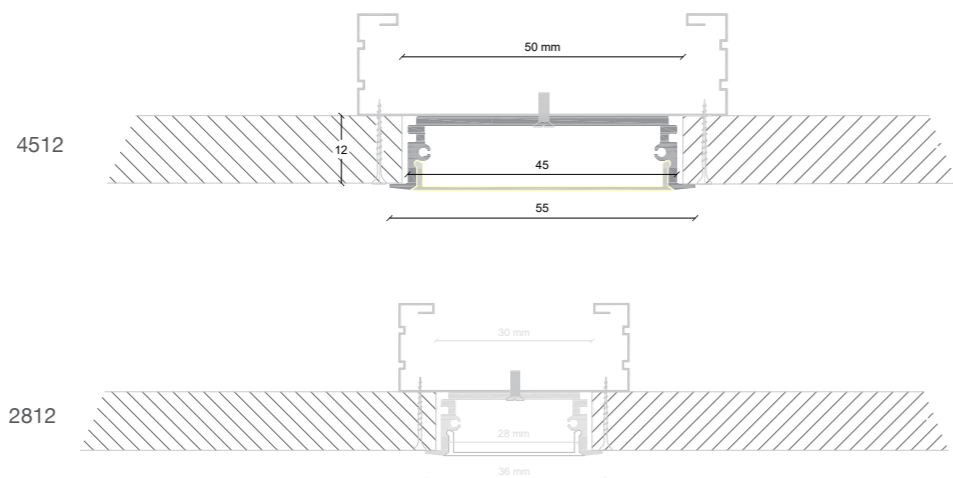
135° flat  
joins wall to wall  
ceiling to ceiling



90° angle  
joins wall to ceiling




135° angle  
joins wall to ceiling

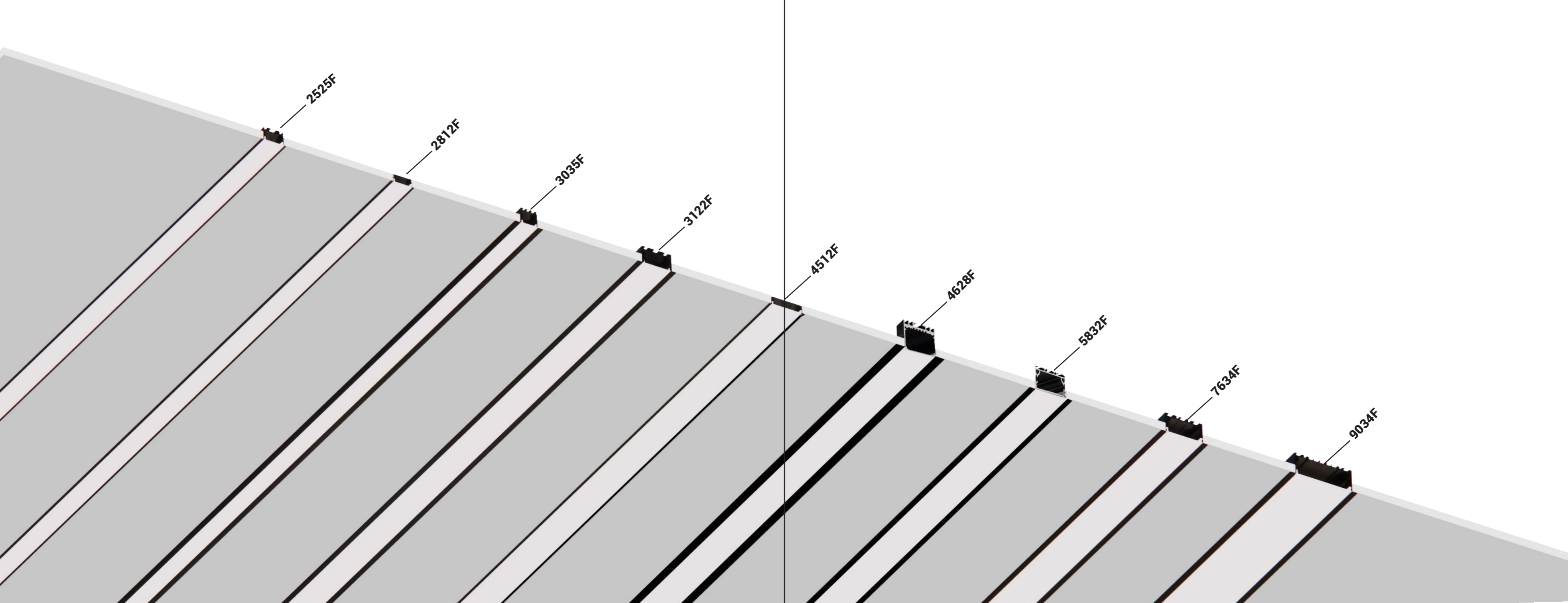


## Be creative in compositions

Get inspired and draw your light as big and bold as you want. Integrate it in the space and give your visitors a reason to look up.

می‌توانید از ترکیب‌های پیشنهادی شده الهام بگیرید و چیدمان چراغ‌ها را به آن ترتیب که می‌خواهید در فضا ادغام کنید.





2525F

2812F

3035F

3122F


4512F

4628F

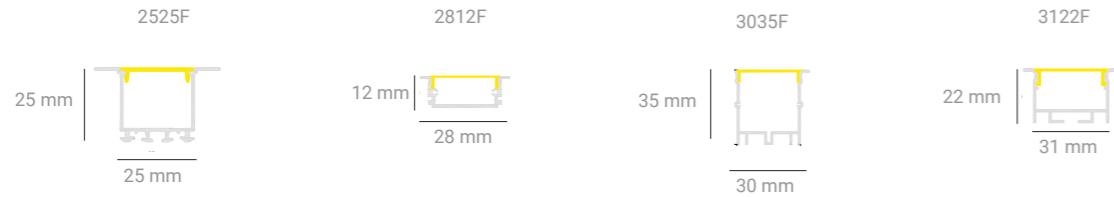
5832F

7634F

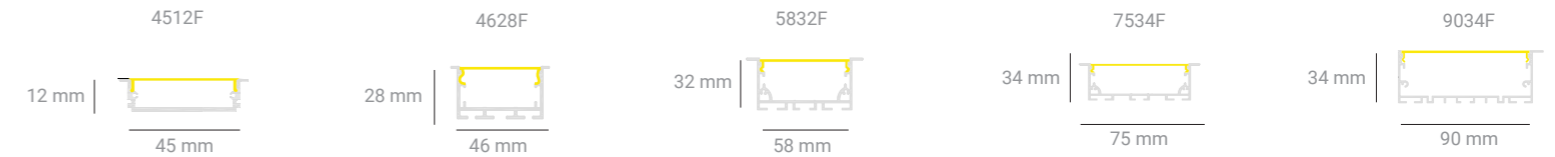
9034F



Order NO.	Watt	IP	Angle (°)	CRI	Lumen	Dimmension (mm) (H-W-L)
NLRC2525	10~22	22~65	110	≤80	1000~2800	25 x 25 x XX
NLRC2812	10~22	22~65	110	≤80	1000~2800	12 x 28 x XX
NLRC3035	10~22	22~65	110	≤80	1000~2800	35 x 30 x XX
NLRC3122	10~22	22~65	110	≤80	1000~2800	22 x 31 x XX



Order NO.	Watt	IP	Angle (°)	CRI	Lumen	Dimmension (mm) (H-W-L)
NLRC4512	20~44	22~65	110	≤80	2000~5600	12 x 45 x XX
NLRC4628	20~44	22~65	110	≤80	2000~5600	28 x 46 x XX
NLRC5832	20~44	22~65	110	≤80	2000~5600	32 x 58 x XX
NLRC7534	20~44	22~65	110	≤80	2000~5600	34 x 75 x XX
NLRC9034	30~66	22~65	110	≤80	3000~8400	34 x 90 x XX







NOORA LIGHTING