

NOORA

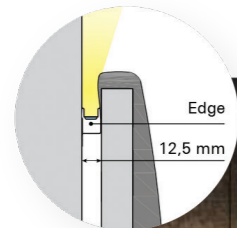
Lighting Engineering

MADE WITH LIGHT

CORNER

Calm & Quiet



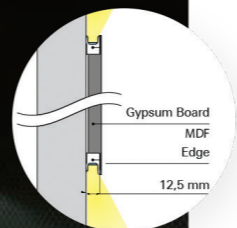


Create the atmosphere

Edge brings calm to a room and adds elegant details. You can use it to create an ambient illumination or as a light that helps navigate you at night.

Elevate the space


Edge makes the room look more relaxed and adds elegant details. You can use it to create an ambient illumination or as a light that helps navigation in the night-time.



Be creative in compositions

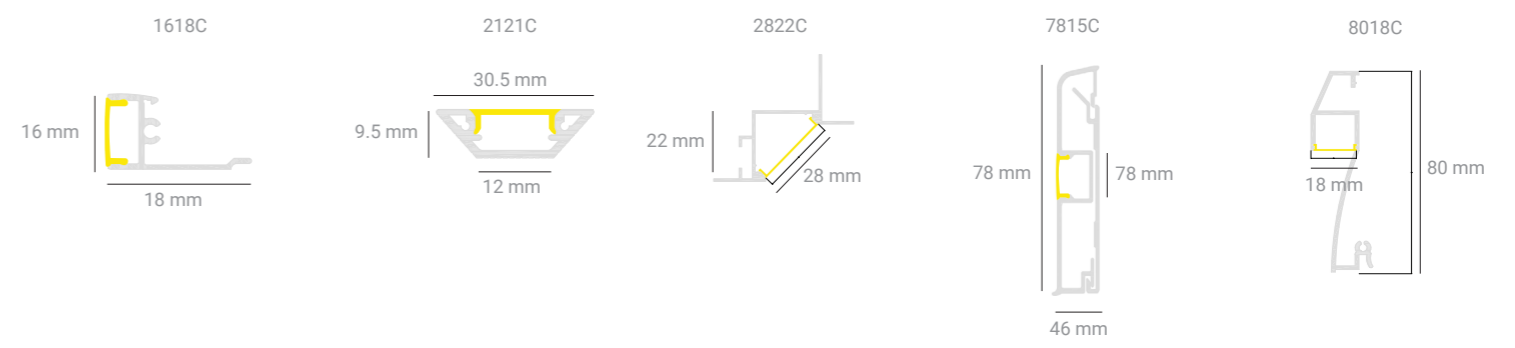
Get inspired and draw your light as big and bold as you want. Integrate it in the space and give your visitors a reason to look up.

می‌توانید از ترکیب‌های پیشنهادی شده الهام بگیرید و چیدمان چراغ‌ها را به آن ترتیب که می‌خواهید در فضا ادغام کنید.





Order NO.	Watt	IP	Angle (°)	CRI	Lumen	Dimension (mm) (H-W-L)
NLSC1618	10~22	22~65	110	≤80	1000~2800	18 x 16 x XX
NLSC2121	10~22	22~65	110	≤80	1000~2800	21 x 21 x XX
NLSC2822	10~22	22~65	110	≤80	1000~2800	22 x 28 x XX
NLSC7815	10~22	22~65	110	≤80	1000~2800	15 x 78 x XX
NLSC8018	10~22	22~65	110	≤80	1000~2800	18 x 80 x XX





NOORA LIGHTING